

Provider: _____ Clinic: _____



My Asthma Action Plan

Name: _____ DOB: ____ / ____ / ____

Severity Classification: Intermittent Mild Persistent Moderate Persistent Severe Persistent

Asthma Triggers (list): _____

Peak Flow Meter Personal Best: _____

Green Zone: Doing Well

Symptoms: Breathing is good – No cough or wheeze – Can work and play – Sleeps well at night

Peak Flow Meter _____ (more than 80% of personal best)

Flu Vaccine—Date received: _____ Next flu vaccine due: _____ COVID19 vaccine—Date received: _____

Control Medicine(s)	Medicine	How much to take	When and how often to take it
_____	_____	_____	_____
_____	_____	_____	_____

Physical Activity Use Albuterol/Levalbuterol _____ puffs, 15 minutes before activity
 with all activity when you feel you need it

Yellow Zone: Caution

Symptoms: Some problems breathing – Cough, wheeze, or tight chest – Problems working or playing – Wake at night

Peak Flow Meter _____ to _____ (between 50% and 79% of personal best)

Quick-relief Medicine(s) Albuterol/Levalbuterol _____ puffs, every 20 minutes for up to 4 hours as needed

Control Medicine(s) Continue Green Zone medicines
 Add _____ Change to _____

You should feel better within 20-60 minutes of the quick-relief treatment. If you are getting worse or are in the Yellow Zone for more than 24 hours, THEN follow the instructions in the RED ZONE and call the doctor right away!

Red Zone: Get Help Now!

Symptoms: Lots of problems breathing – Cannot work or play – Getting worse instead of better – Medicine is not helping

Peak Flow Meter _____ (less than 50% of personal best)

Take Quick-relief Medicine NOW! Albuterol/Levalbuterol _____ puffs, _____ (how frequently)

Call 911 immediately if the following danger signs are present:

- Trouble walking/talking due to shortness of breath
- Lips or fingernails are blue
- Still in the Red Zone after 15 minutes

Emergency Contact Name _____ Phone (_____) _____ - _____

Date: ____ / ____ / ____

MDI, DPI vs. Neb Inhalation Technique

Proper inhalation technique is important when using these medications.

Scan the QR Code to Access How-To Videos



Resources for Asthma

- **Asthma Care Quick Reference**
https://www.nhlbi.nih.gov/files/docs/guidelines/asthma_qrg.pdf
- **American Lung Association**
www.lung.org/asthma


How to use your inhaler and spacer




1. Take the cap off the inhaler



2. Shake the inhaler for 5 seconds




3. Attach to spacer and take cap off spacer



4. Breathe **OUT** all the way



5. Close lips around mouthpiece



6. Press down here




7. Breathe in **SLOWLY, DEEPLY**



8. Hold your breath for 10 seconds if you can. Then breathe out slowly.



If you need another puff of medicine, wait 1 minute then repeat steps 5-9.



9. Rinse with water and **SPIT OUT**

For more asthma videos, handouts, tutorials and resources, visit Lung.org/asthma.

You can also connect with a respiratory therapist for one-on-one, free support the American Lung Association's Lung HelpLine at **1-800-LUNGUSA**.

