

CAMP NOT-A-WHEEZE

2016 Data and Impact Report

Camp Not-A-Wheeze is the premier summer camp in Arizona for children with moderate to severe asthma that focuses on high quality, evidence based education to ensure children leave Camp with an increased knowledge of their asthma, enhanced self-esteem, and resources for their families, caregivers and healthcare providers.



Camp Not-A-Wheeze 2016 Program Report

CAMPER DATA

Table #1 Camper Home Location by County

County	# of Campers	Percentage
Cochise	1	1%
Coconino	2	2%
Maricopa	25	33%
Pima	42	52%
Pinal	10	12%
Total	80	100%

* Data Source: Camp Not-A-Wheeze 2016 Camper applications.

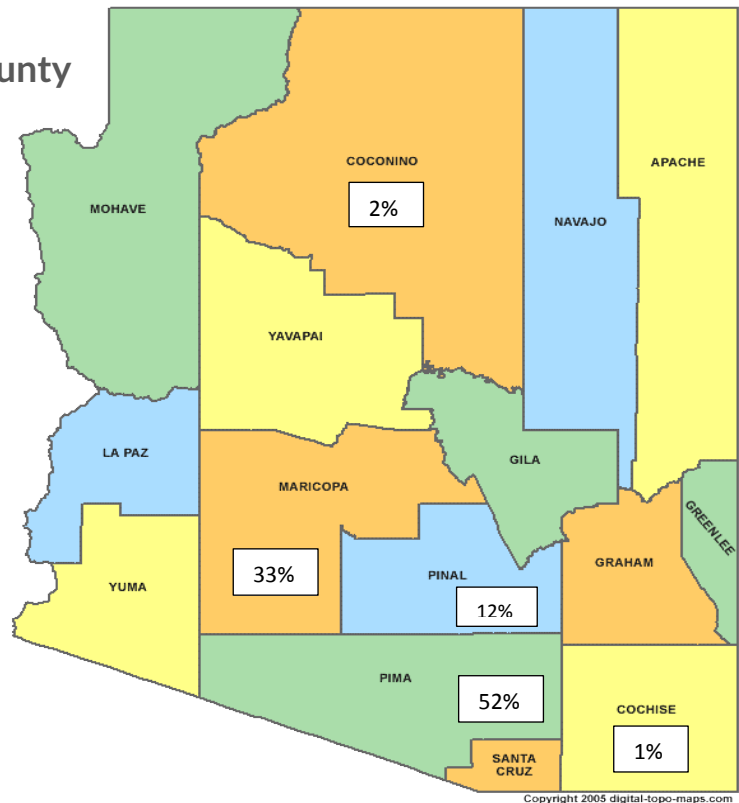


Table #2 Camper Ethnicity

Ethnicity	# of Campers	Percentage
Hispanic or Latino	32	41%
Non-Hispanic	28	34%
Native American	20	25%
Total	80	100%

* Data Source: Camp Not-A-Wheeze 2016 Camper applications.

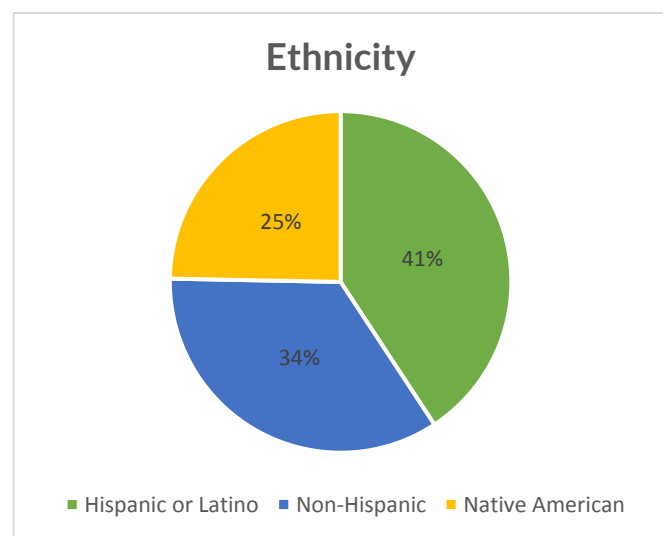


Table #3 Gender Distribution

Gender	# of Campers	Percentage
Female	38	48%
Male	42	52%
Total	80	100%

* Data Source: Camp Not-A-Wheeze 2016 Camper applications.

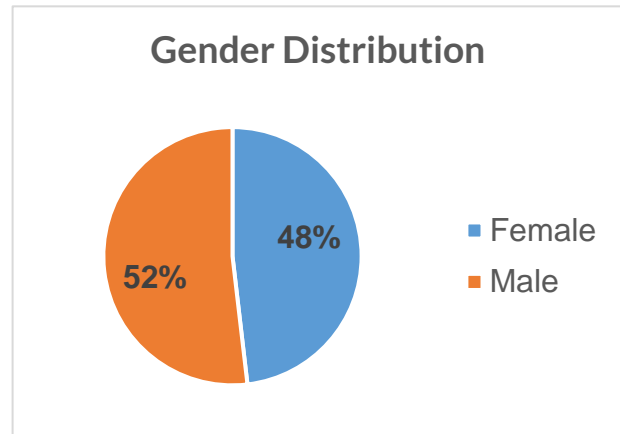


Table #4 Age Distribution

Age	# of Campers	Percentage
7 years old	5	6%
8 years old	10	13%
9 years old	15	19%
10 years old	17	21%
11 years old	11	14%
12 years old	14	18%
13 years old	7	9%
14 years old	1	1%
Total	80	100%

* Data Source: Camp Not-A-Wheeze 2016 Camper applications.

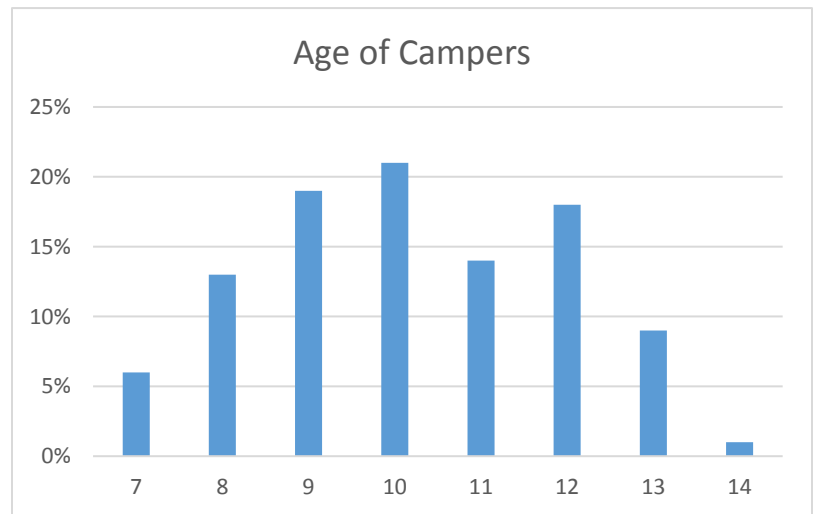
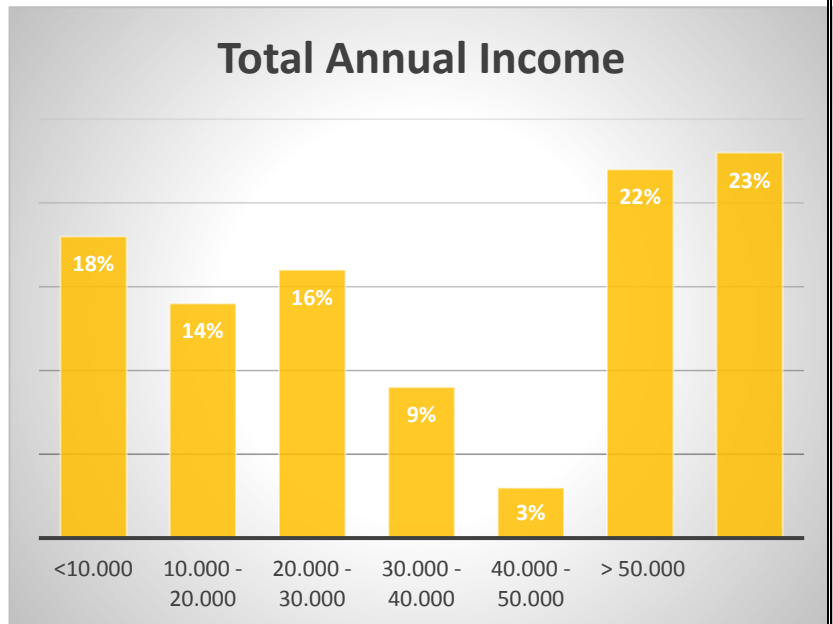


Table #5 Camper Annual Income

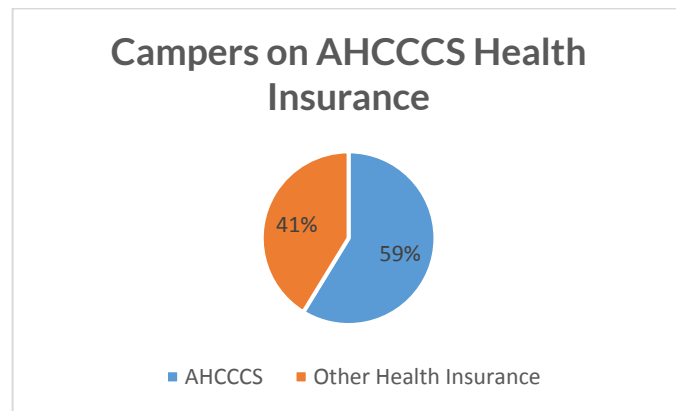
Household Annual Income in USD	# of Camper Families	Percentage
<10,000	14	18%
10,000 - 20,000	11	14%
20,000 - 30,000	13	16%
30,000 - 40,000	7	9%
40,000 - 50,000	2	3%
> 50,000	16	20%
Unknown	17	20%
Total	80	100%



* Data Source: Camp Not-A-Wheeze 2016 Campership applications.

Table #6 Campers on AHCCCS Health Insurance

Health Insurance	# of Campers	Percentage
AHCCCS	47	59%
Other Health Insurance	33	41%
Total	80	100%



*Data Source: Camp Not-A-Wheeze 2016 Camper Applications.

Table #7 Camper Sponsorship

Sponsorship	# of Campers	Percentage
Received Sponsorship	70	88%
Didn't Qualify for Sponsorship	10	12%
Total	80	100%

* Sponsorship is granted based on the information provided in Camp Not-A-Wheeze 2016 Campership applications. In some cases, campers received full sponsorship from donors.

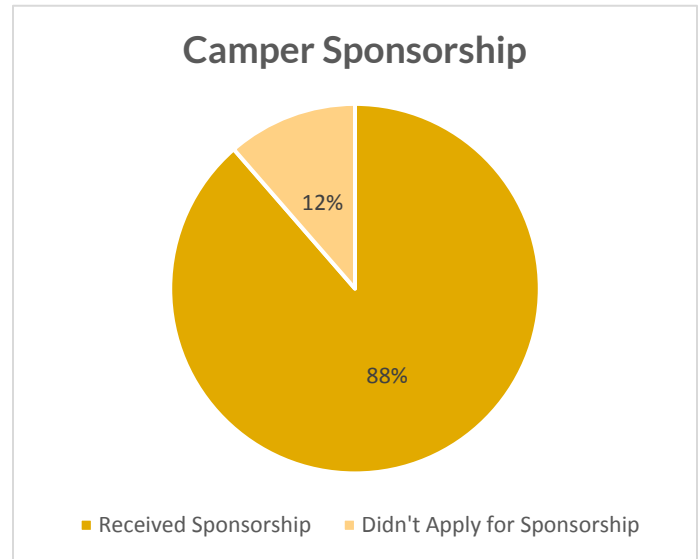


Table #8 New Campers vs Veteran Campers

Has Child Attended CNAW in Previous Years?	# of Campers	Percentage
Yes	36	46%
No	42	54%
Total	78	100%

* Data Source: Camp Not-A-Wheeze 2016 Camper applications.

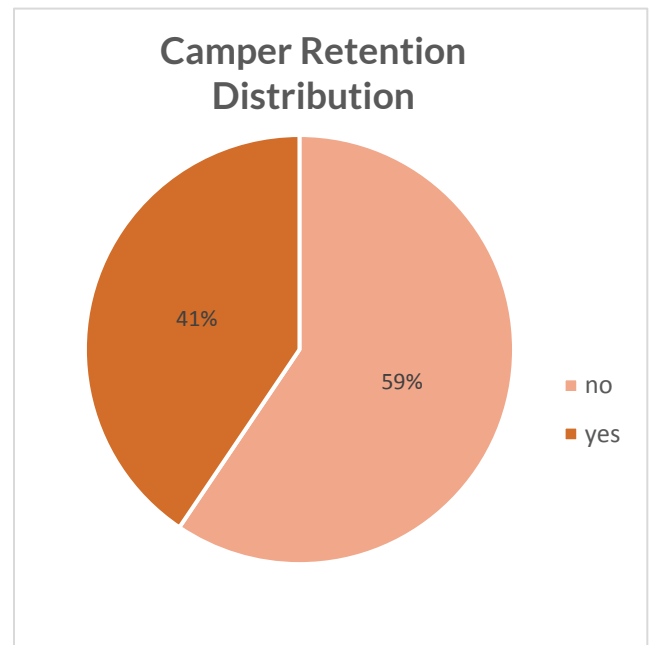
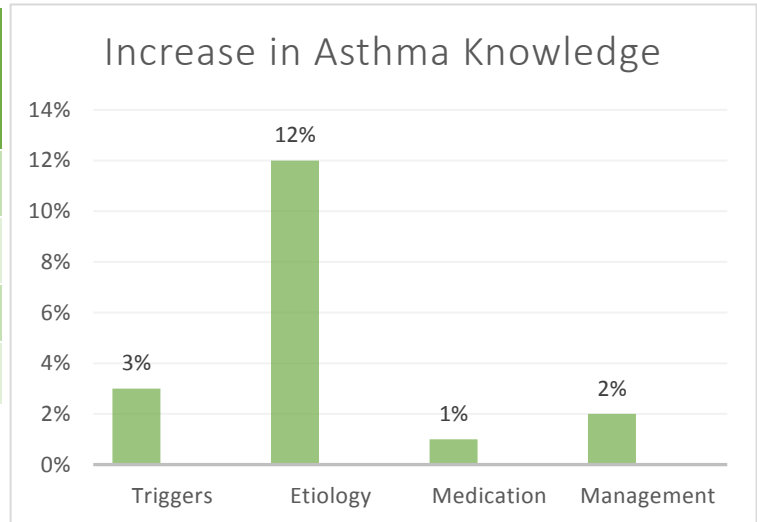


Table #9 Increase in Asthma Education in Campers

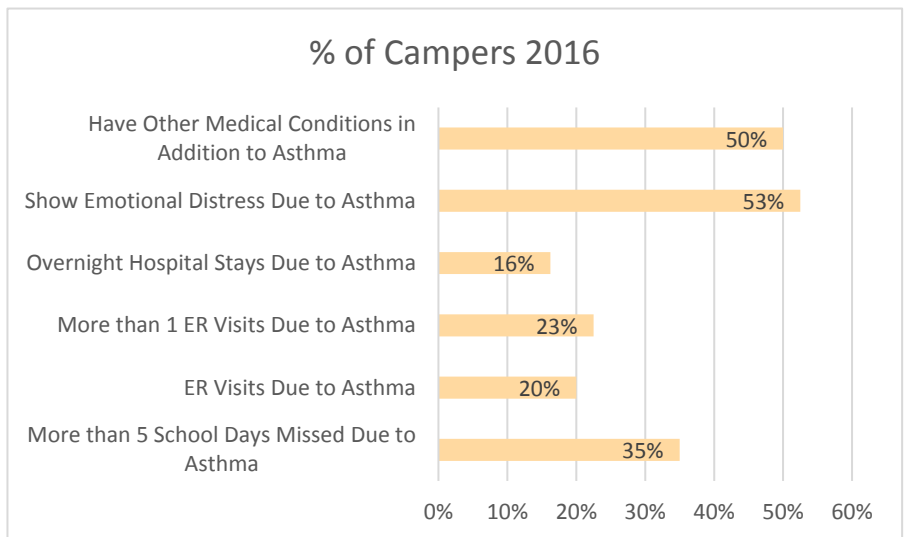
Asthma Education	Average % Correct Pre	Average %Correct Post	% Increase
Triggers	76%	79%	3%
Etiology	76%	88%	12%
Medication	69%	70%	1%
Management	74%	76%	2%



* Data Source: Camp Not-A-Wheeze 2016 Camper Pre and Post Asthma Education evaluations.

Table #10 Pre-Camp Asthma Control

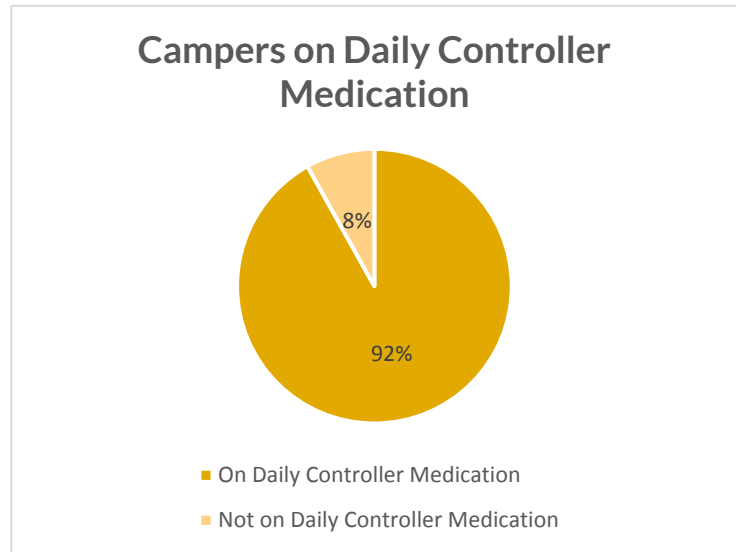
Sign	# of campers	% of Campers 2016
More than 5 School Days Missed Due to Asthma	28	35%
ER Visits Due to Asthma	16	20%
More than 1 ER Visits Due to Asthma	18	23%
Overnight Hospital Stays Due to Asthma	13	16%
Show Emotional Distress Due to Asthma	42	53%
Have Other Medical Conditions in Addition to Asthma	40	50%



* Data Source: Camp Not-A-Wheeze 2016 Camper applications.

Table #11 Campers on Daily Controller Medications

On Daily Controller Medication	69
Not on Daily Controller Medication	5



MEDICAL VOLUNTEER DATA

Table # 1 Medical Volunteer Employers

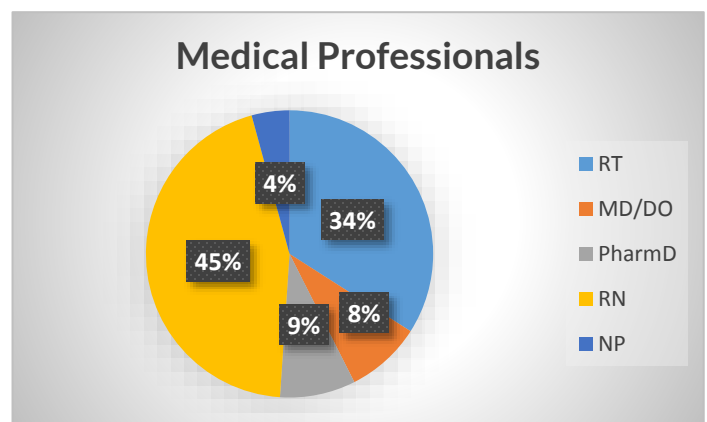
Employer	City
Banner Desert Medical Center	Mesa
Banner University Medical Center	Phoenix
Banner University Medical Center	Tucson
Carondelet St. Joseph's Hospital	Tucson
Chiricahua Community Health Center	Wilcox
El Rio Community Health Center	Tucson
Fry's Food Stores	Tolleson
Gila River Health Center	Sacaton
HonorHealth John C. Lincoln Medical Center	Phoenix
Inventiv Health	Phoenix
Maricopa Integrated Health System	Phoenix
Maricopa Medical Center	Phoenix
Phoenix Children's Hospital	Phoenix
Sutter Davis Hospital	Davis, CA
Travel Nurse Across America	
Tucson Unified School District	Tucson
University of Arizona	Tucson
Yavapai Regional Medical Center	Prescott

Table # 2 Cost of Donated Medical Volunteer Hours

CNAW Volunteer Licenses	# of Volunteers		Arizona Mean Hourly Wage	Total Cost of Hours Donated
	Full Week	Half Week		
RT	10	6	\$28.67	\$33,027.84
MD/DO	2	2	\$95.05	\$20,530.80
PharmD	2	2	\$57.34	\$12,385.44
RN	14	7	\$33.23	\$41,869.80
NP	1	1	\$48.68	\$5,257.44
				\$113,071.32

* Data Source: Camp Not-A-Wheeze 2016 Volunteer applications and the Bureau of Labor Statistics.

http://www.bls.gov/oes/current/oes_az.htm#00-0000



Camp Not-A-Wheeze 2016 *Impact* Stories

---Parent letters Received by ALAA Post-Camp

Story 1:

“My daughter said she is very grateful to learn more about her asthma so she can also help our family understand it more and better know how to control it. She also enjoyed being able to go to camp and doing the activities she's never done before. She had so much fun! This was her first time away from home, and from me, so it was a growing experience for both of us. We can't thank you enough for the opportunity for her to be a part of this!!”

Story 2:

“This year was my daughter’s first year attending Camp. She had an amazing time with staff and my friend. She was able to go with a scholarship offered to her and it was very helpful. She came and taught me helpful thing that will help me help her. This experience for her was the best and she is hoping to attend again to help her learn more about asthma that she can use in the future. Thank you!”

Story 3:

“My grandson started going to camp not a wheeze three years ago, he loved it there he learned how to control his asthma, I am happy to report that he hasn't had a attack since your doctors and staff worked with him for the last three summers. He also showed us and his cousins who also suffer from asthma everything he learned at camp. Thank you so much for giving him this opportunity to go otherwise he would not be able to go as I am his grandmother raising two of my grandkids and it’s not in our budget to afford this type of camp. My daughters who also reside with me and their children were able to send their asthmatic children to camp this year and we were very lucky they were accepted into your program. Thank you again, and God bless you all for what you do and the programs to help families like ours.”

Story 4:

“This was my daughter’s first time attending Camp Not-A-Wheeze and she had the time of her life! One of the first things she said after I picked her up was that she wants to attend next summer. She thoroughly enjoyed the activities and staff. She has become somewhat self-conscious about taking her inhaler and loved that all the kids had to take inhalers. She was able to feel like a normal kid and not like the odd one out. She came home feeling more confident in knowing how to control her asthma and actually taught me a few things. I am so grateful for everyone that played a role in Camp Not-A-Wheeze!”

Story 5:

“This year was my daughter’s second year and she loved it. She learned a lot about asthma. I feel like my daughter has more knowledge of asthma now than before the camp. I loved the idea that all staff are medical certificate educator. My daughter is looking forward to attending Camp-not-a-Wheeze this 2017 summer. Thank you for inviting our family.”

---Volunteer Impact Story

“During one Camp Planning Committee meeting this year one of our committee members shared the story of meeting a former camper during a routine work visit to a distributor. She heard from across the room, “Cockroach Pam!” (her camp nickname) and when she looked she couldn’t believe she was seeing a former camper 17 years later. He talked to Pam about how he still carries his rescue inhaler, hasn’t had an emergency department visit since Camp and literally thanked her for saving his life. Pam never saw that coming that day but it was the biggest reward for all the blood, sweat and tears invested by these committee members year after year.”

Thank You!

